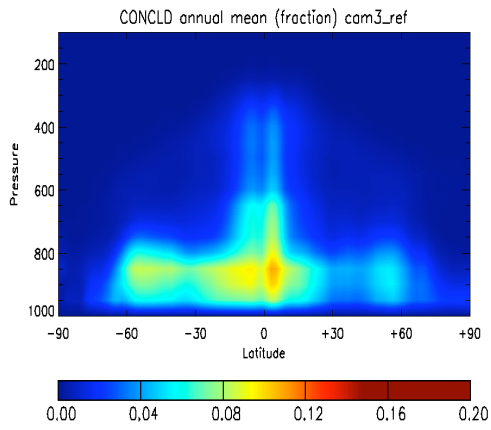
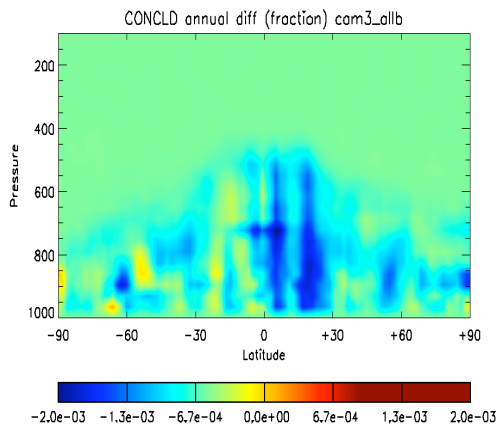


1 (a)



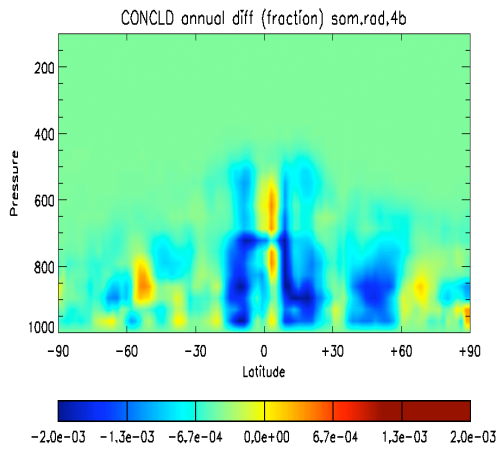
2
3

(c)



4
5

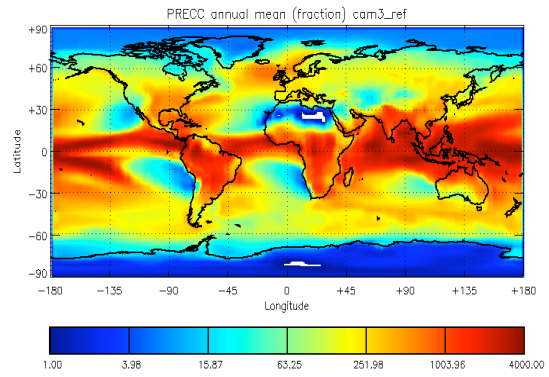
(e)



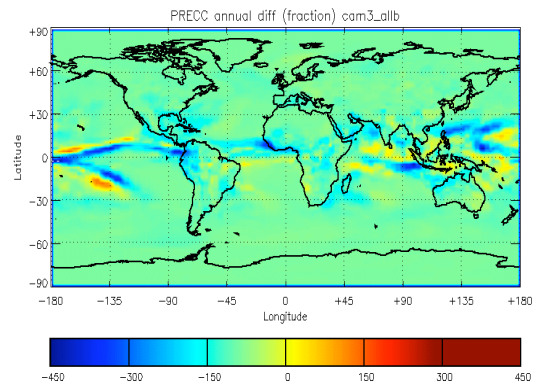
6
7

8

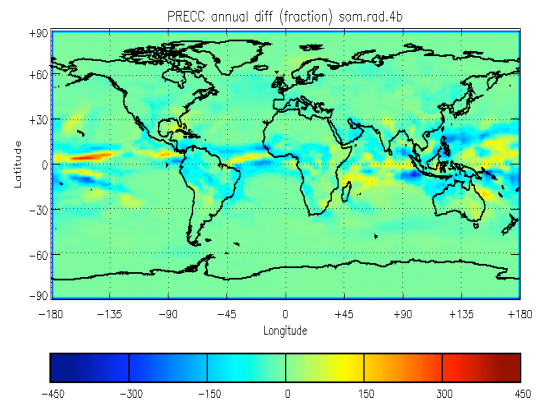
(b)



(d)



(f)



1 Figure S1. The vertical cross-section of zonal and annual means of (a) convective cloud
2 fraction (CONCLD) and (b) convective precipitation (PRECC) in reference cases (no
3 aerosol). The differences in (c) CONCLD and (d) PRECC, in annually constant biomass
4 burning carbonaceous aerosols (BBCA) emissions relative to reference cases (no
5 aerosol), the differences in (e) CONCLD and (f) PRECC, in seasonally varying BBCA
6 emissions, relative to reference cases (no aerosol).